


Case outline
STK 433, 435,
436, 437, 439,
441, 443

thick film hybrid IC

2 CHANNEL 5 to 25W min
 AF POWER AMP.



Features

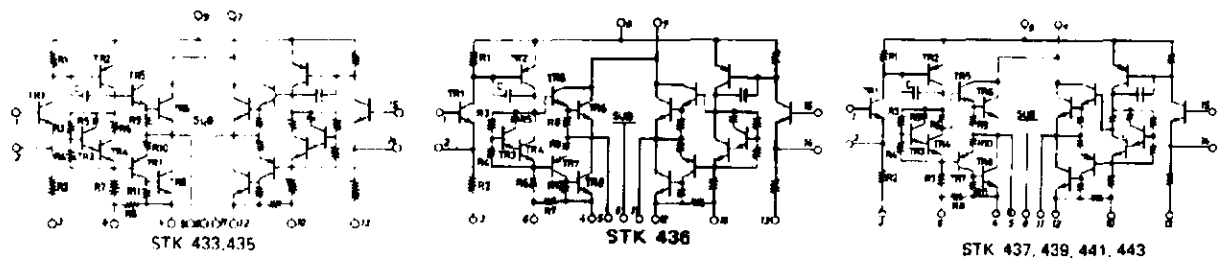
- \odot IMST, 2 Channels by 1 Power Supply.
- Small shock noise because of direct coupling emitter feedbacked.
- STK 433-106, 435-106, 436-106 and 441-106 are for the use of $T_C=105^{\circ}\text{C}$.
- AF output power STK 433: 5W min., STK 435: 7W min., STK 436: 10W min., STK 437: 10W min., STK 439: 15W min., STK 411: 20W min., STK 443: 25W min.

MAXIMUM RATINGS/ $T_a=25^{\circ}\text{C}$		STK 433	STK 435	STK 436	STK 437	STK 439	STK 441	STK 443	unit
Maximum Supply Voltage (pin 7 to 4 or 12)	$V_{CC\text{ max}}$	32	39	50	50	56	63	70	V
Operating Case Temperature	T_C	90	90	90	90	85	85	85	$^{\circ}\text{C}$
Storage Temperature	T_{stg}	\rightarrow	\rightarrow	\rightarrow	\rightarrow	\rightarrow	\rightarrow	\rightarrow	-30 to 100°C
Allowable Load Shorting Time (in appointed condition)	t_s	\rightarrow	\rightarrow	\rightarrow	\rightarrow	\rightarrow	\rightarrow	2	sec

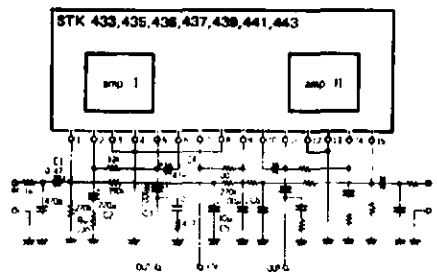
RECOMMENDED OPERATION CONDITION/ $T_a=25^{\circ}\text{C}$		STK 433	STK 435	STK 436	STK 437	STK 439	STK 441	STK 443	unit
Recommended Supply Voltage	V_{CC}	23	27	32	33	39	44	49	V
Load Resistance	R_L	\rightarrow	\rightarrow	\rightarrow	\rightarrow	\rightarrow	\rightarrow	8	ohm

OPERATION CHARACTERISTICS/ $T_a=25^{\circ}\text{C}$, recommended condition, $R_g=600$ ohm, $V_G=40\text{dB}$		STK 433	STK 435	STK 436	STK 437	STK 439	STK 441	STK 443	unit	
Quiescent Current	I_{CCO}	\rightarrow	\rightarrow	\rightarrow	\rightarrow	\rightarrow	\rightarrow	\rightarrow	120 mAmax	
Output Power	P_O	THD=1% f=1kHz	5	7	10	10	15	20	25	Wmin
Distortion	THD	$P_O=0.1\text{W}$, f=1kHz	0.5	0.5	0.3	0.2	0.2	0.3	0.3	%max
Input Resistance	r_i	$P_O=0.1\text{W}$	110k	110k	120k	110k	110k	110k	110k	ohm

EQUIVALENT CIRCUIT



APPLICATION: AF Power Amp.



	STK 433	STK 435	STK 436	STK 437	STK 439	STK 441	STK 443
C1	18V	25V	35V	35V	35V	30V	35V
C2	10V	25V	25V	25V	25V	25V	35V
C3	18V	25V	35V	35V	35V	60V	50V
C4	18V	18V	25V	25V	25V	35V	50V
C5	25V	25V	35V	35V	35V	25V	50V
C6	25V	25V	50V	60V	63V	63V	80V

See the operation characteristics on this specification